


Spatter Immune Proximity Sensors

# E2EQ

*A Series of Spatter-resistant Proximity Sensors with a Teflon-coated Metal Housing*







\* Teflon is a registered trademark of Dupont Company and Mitsui Dupont Chemical Company for their fluoride resin.

## Ordering Information





### Sensors

● Pre-wired Models

Extended-distance type





Shape		Sensing distance			Output specifications	Operating status	Model
Shielded 	M12	 4mm			DC 2-wire	NO	E2EQ-X4X1
	M18	 8mm					E2EQ-X8X1
	M30	 15mm					E2EQ-X15X1

### Standard





Shape		Sensing distance			Output specifications	Operating status	Model
Shielded 	M12	 3mm			DC 2-wire	NO	E2EQ-X3D1
	M18	 7mm					E2EQ-X7D1
	M30	 10mm					E2EQ-X10D1

● Plug-in Models

Extended-distance type





Shape		Sensing distance			Output specifications	Operating status	Model
Shielded 	M12	 4mm			DC 2-wire models (3) and (4) Pin arrangement	NO	E2EQ-X4X1-M1J
	M18	 8mm					E2EQ-X8X1-M1J
	M30	 15mm					E2EQ-X15X1-M1J

### Standard

Standard		Sensing distance			Output specifications	Operating status	Model
Shielded 	M12	 3mm			DC 2-wire models (1) and (4) Pin arrangement	NO	E2EQ-X3D1-M1GJ
	M18	 7mm					E2EQ-X7D1-M1GJ
	M30	 10mm					E2EQ-X10D1-M1GJ

Accessories (Order Separately)

Sensor I/O Connectors

Shape	Cable length	Sensor I/O Connectors	Applicable proximity sensor models
 Straight type	2 m	<b>XS2F-D421-DCO-A</b>	E2EQ-X□X1-M1J
	5 m	<b>XS2F-D421-GCO-A</b>	
 L type	2 m	<b>XS2F-D422-DCO-A</b>	
	5 m	<b>XS2F-D422-GCO-A</b>	
 Straight type	2 m	<b>XS2F-D421-DA0-A</b>	E2EQ-X□D1-M1GJ
	5 m	<b>XS2F-D421-GA0-A</b>	
 L type	2 m	<b>XS2F-D422-DA0-A</b>	
	5 m	<b>XS2F-D422-GA0-A</b>	

Rating/Performance

Long-distance type

Model		E2EQ-X4X1 E2EQ-X4X1-M1J	E2EQ-X8X1 E2EQ-X8X1-M1J	E2EQ-X15X1 E2EQ-X15X1-M1J
Item				
Sensing distance		4 mm ±10%	8 mm ±10%	15 mm ±10%
Setting distance*1		0 to 3.2 mm	0 to 6.4 mm	0 to 12 mm
Differential distance		15% max. of sensing distance		
Standard sensing object (mild steel)		12 x 12 x 1 mm	18 ± 18 ± 1 mm	30 ± 30 ± 1 mm
Response frequency*2		1 kHz	0.5 kHz	0.25 kHz
Control output	Switching capacity	3 to 100 mA		
	Residual voltage*3	5.0 V max. (under load current of 100 mA with cable length of 2 m)		
Operating status (with sensing object approaching)		C1 models: NO		
Protective circuits		Surge absorber, load short-circuit protection		
Ambient temperature		Operating: -25°C to 70°C, Storage: -40°C to 85°C (with no icing or condensation)		
Temperature influence		±15% max. of sensing distance at 23°C within temperature range of -40°C to 85°C ±10% max. of sensing distance at 23°C within temperature range of -25°C to 70°C		±15% max. of sensing distance at 23°C within temperature range of -25°C to 70°C
Voltage influence		±1% max. of Sensing distance in rated voltage range ±15%.		
Shock resistance		Destruction: 1,000 m/s <sup>2</sup> for 10 times each in X, Y, and Z directions		
Connection method		Pre-wired (standard length: 2 m) Connector Extension Models		
Weight (Packed state)	Pre-wired	65 g	Approx. 140 g	Approx. 190 g
	Junction connector	Approx. 20 g	Approx. 40g	Approx. 90 g

\*1. Use within a range where the green indicator is lit.

\*2. The response frequencies for DC switching are average values.

\*3. Since residual voltage is 5 V, use it after checking interface requirements with the connection devices.

Standard

Model		E2EQ-X3D1 E2EQ-X3D1-M1GJ	E2EQ-X7D1 E2EQ-X7D1-M1GJ	E2EQ-X10D1 E2EQ-X10D1-M1GJ
Item				
Sensing distance		3 mm ±10%	7 mm ±10%	10 mm ±10%
Setting distance		0 to 2.4 mm	0 to 5.6 mm	0 to 8 mm
Differential distance		10% max.		
Standard sensing object (mild steel)		12 x 12 x 1 mm	18 x 18 x 1 mm	30 x 30 x 1 mm
Response frequency		1 kHz	500 Hz	400 Hz
Control output	Switching capacity	3 to 100 mA		
	Residual voltage	3.0 V max. (under load current of 100 mA with cable length of 2 m)		
Operating status (with sensing object approaching)		NO		
Protective circuits		Surge absorber, short-circuit protection		
Ambient temperature		Operating/Storage: -25°C to 70°C (with no icing or condensation)		
Temperature influence		±10% max. of sensing distance at 23°C within temperature range of -25°C and 70°C		
Voltage influence		±2.5% max. of Sensing distance within rated voltage range ±15%.		
Shock resistance		Destruction: 1,000 m/s <sup>2</sup> for 10 times each in X, Y, and Z directions		
Connection method		E2EQ-X□D1: Pre-wired models (Standard length: 2 m) E2EQ-X□D1-M1GJ type: Connector relay models (Standard length: 300 mm)		
Weight (Packed state)	Pre-wired	Approx. 120 g	Approx. 160 g	Approx. 220 g
	Junction connector	Approx. 80 g	Approx. 110 g	Approx. 190 g

\* The response frequencies for DC switching are average values measured on condition that the distance between each sensing object is twice as large as the size of the sensing object and the sensing distance set is half of the maximum sensing distance.

General

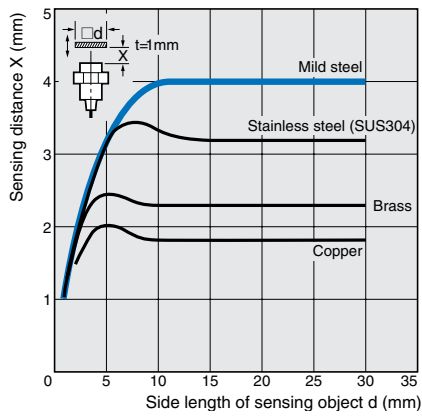
Model		E2EQ-X4X1 E2EQ-X4X1-M1J E2EQ-X3D1 E2EQ-X3D1-M1GJ	E2EQ-X8X1 E2EQ-X8X1-M1J E2EQ-X7D1 E2EQ-X7D1-M1GJ	E2EQ-X15X1 E2EQ-X15X1-M1J E2EQ-X10D1 E2EQ-X10D1-M1GJ
Item				
Sensing object		Ferrous metal (Sensitivity lowers with non-ferrous metals)		
Rated supply voltage (operating voltage)		12 to 24 VDC (10 to 30 VDC), ripple (p-p): 10% max.		
Leakage current		0.8 mA max.		
Indicator lamp		Operation indicator (red), operation setting indicator (green)		
Ambient humidity		Operating/Storage: 35% to 95%RH (with no condensation)		
Insulation resistance		50 M min. (at 500 VDC) between energized parts and case		
Dielectric strength		1,000 VAC for 1 min between energized parts and case		
Vibration resistance		10 to 55 Hz, 1.5 mm double amplitude for 2 hours each in X, Y, and Z directions		
Protective structure		IEC60529 IP67		
Material	Case	Teflon resin coating (base: brass) *		
	Sensing surface	Teflon resin *		
Accessories		Instruction manual		

\* Teflon is a registered trademark of Dupont Company and Mitsui Dupont Chemical Company for their fluoride resin.

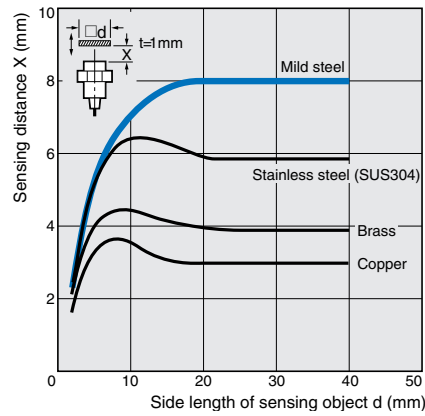
Characteristic data (typical)

Sensing Distance vs. Sensing Object

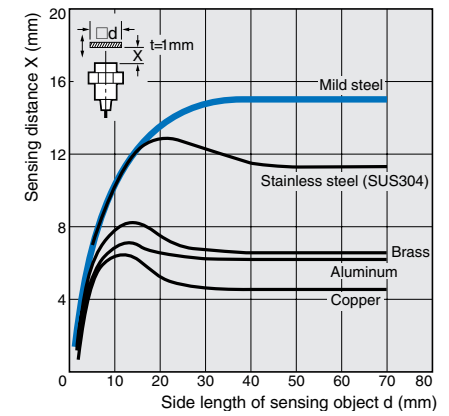
E2EQ-X4X1(-M1J)



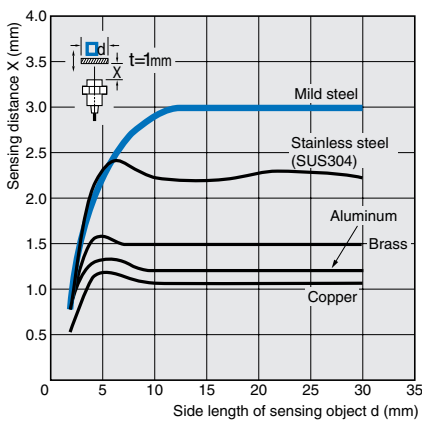
E2EQ-X8X1(-M1J)



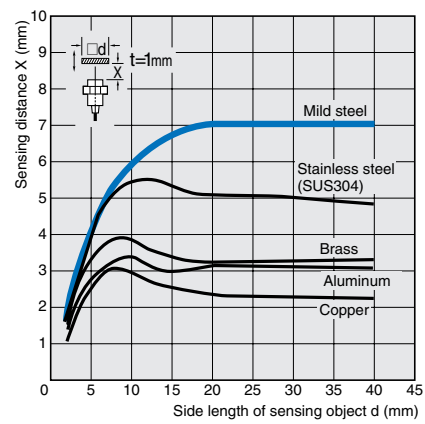
E2EQ-X15X1(-M1J)



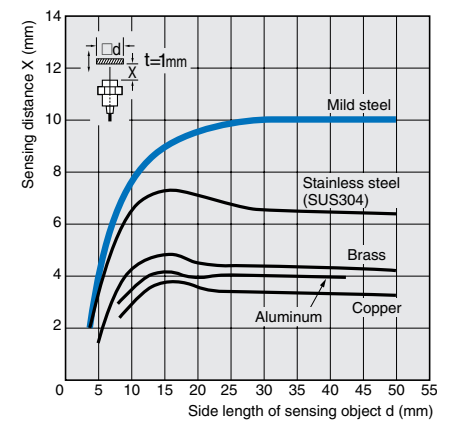
E2EQ-X3D1(-M1GJ)



E2EQ-X7D1(-M1GJ)



E2EQ-X10D1(-M1GJ)



## Output Circuit Diagram

### Extended-distance type

Model	Operating status	Timing chart	Output circuit
<b>E2EQ-X4X1</b> <b>E2EQ-X8X1</b> <b>E2EQ-X15X1</b> <b>E2EQ-X4X1-M1J</b> <b>E2EQ-X8X1-M1J</b> <b>E2EQ-X15X1-M1J</b>	<b>NO</b>		<p>Note:                      1. The Load can be connected to either the +V or the 0-V line.                      2. Since there is no polarity, there is no need to pay attention to the brown or blue polarity.</p> <p style="text-align: center;">Wiring</p> <p>Note:                      Terminals ② and ③ are not used.</p>

### Standard

Model	Operating status	Timing chart	Output circuit
<b>E2EQ-X3D1</b> <b>E2EQ-X7D1</b> <b>E2EQ-X10D1</b> <b>E2EQ-X3D1-M1GJ</b> <b>E2EQ-X7D1-M1GJ</b> <b>E2EQ-X10D1-M1GJ</b>	<b>NO</b>		<p>Note:                      The Load can be connected to either the +V or the 0-V line.</p> <p style="text-align: center;">Wiring</p> <p>Note:                      Terminals ② and ③ are not used.</p>

### Connecting Plug-in models

Model	E2EQ-X□X1-M1J	E2EQ-X□D1-M1GJ
<b>Connection</b>	<p>Connector relay type E2EQ-X□X1-M1J</p> <p>Sensor I/O Connectors XS2F-D42□-□C0-A</p>	<p>Connector relay type E2EQ-X□D1-M1GJ</p> <p>Sensor I/O Connectors XS2F-D42□-□A0-A</p>

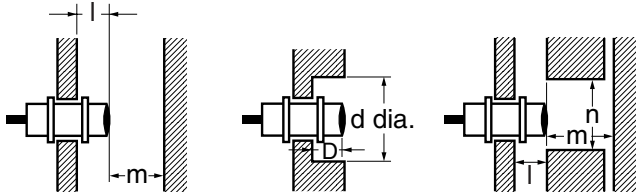
Precautions

Correct Use

Design

Effects of Surrounding Metal

Provide a minimum distance between the Sensor and the surrounding metal as shown in the table below.

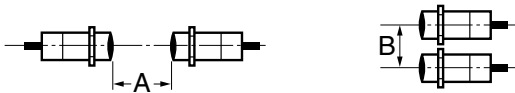


Effects of Surrounding Metal (Unit: mm)

Model	Item	l	d	D	m	n
E2EQ-X4X1(-M1J)		2.4	18	2.4	12	18
E2EQ-X8X1(-M1J)		3.6	27	3.6	24	27
E2EQ-X15X1(-M1J)		6	45	6	45	45
E2EQ-X3D11(-M1GJ)	0		12	0	8	18
E2EQ-X7D1(-M1GJ)			18		20	27
E2EQ-X10D1(-M1GJ)			30		40	45

Mutual Interference

If more than one Proximity Sensor is installed face to face or in parallel, make sure that the distances between two Units adjacent to each other are the same as or larger than the corresponding values shown in the following table.

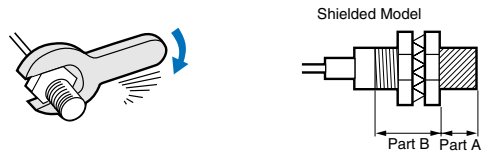


Mutual Interference(Unit: mm)

Model	Item	A	B
E2EQ-X4X1(-M1J)		30	20
E2EQ-X8X1(-M1J)		60	35
E2EQ-X15X1(-M1J)		110	90
E2EQ-X3D1(-M1GJ)		30	20
E2EQ-X7D1(-M1GJ)		50	35
E2EQ-X10D1(-M1GJ)		100	70

Mounting

Do not tighten the nut with excessive force. A washer must be used with the nut.



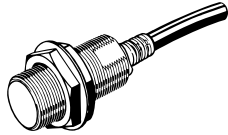
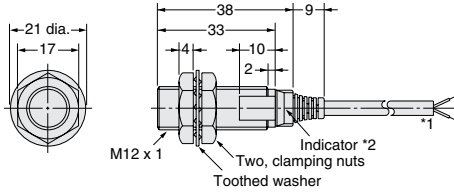
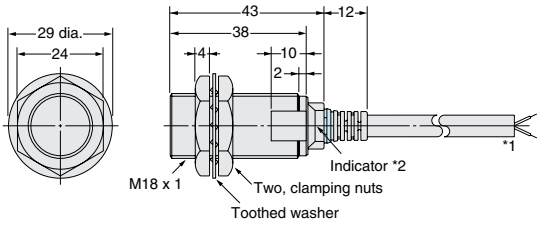
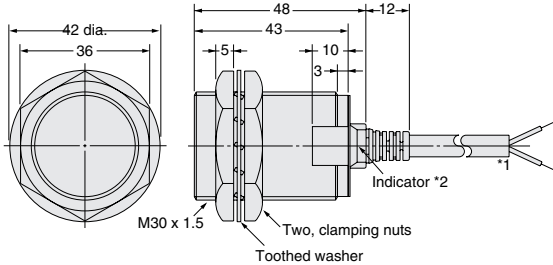
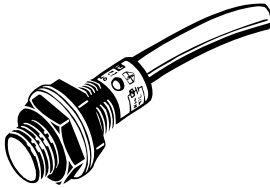
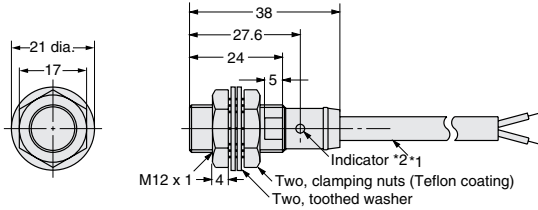
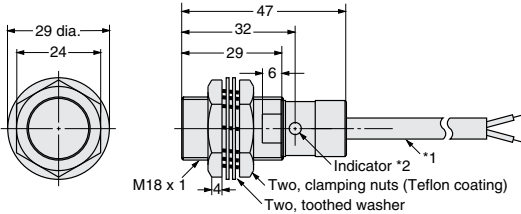
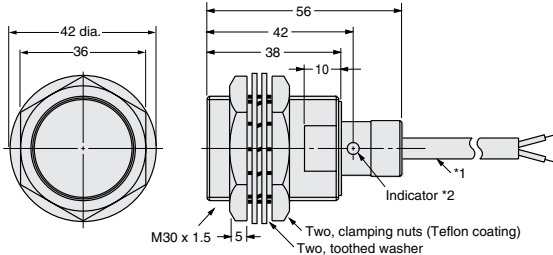
Note: 1. The table below shows the tightening torques for part A and part B nuts. In the previous examples, the nut is on the sensor head side (part B) and hence the tightening torque for part B applies. If this nut is in part A, the tightening torque for part A applies instead.  
2. The table below shows the value of tightening torques when using toothed washers.

Model	Torque Length (mm)	Part A	Part B
		Torque	Torque
E2EQ-X4X1(-M1J)	---	30 Nm	
E2EQ-X8X1(-M1J)		70 Nm	
E2EQ-X15A(-M1J)		180 Nm	
E2EQ-X3D1(-M1GJ)	24	15 Nm	---
E2EQ-X7D1(-M1GJ)	29		
E2EQ-X10D1(-M1GJ)	26	39 Nm	78 Nm

Dimensions (Unit: mm)

● Pre-wired Models

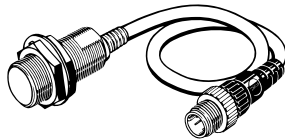
Extended-distance type

	<p><b>E2EQ-X4X1</b></p>  <p>*1: Vinyl-insulated round cable (flame-resistant), 4 dia. 2/3 conductors (conducting cross-sectional area: 0.3 mm<sup>2</sup>/insulator diameter: 1.3 mm Standard length: 2m Cable extension (through a single metal conduit): 200m max. *2: Operation indicator (red) and setting indicator (green).</p>
<p><b>E2EQ-X8X1</b></p>  <p>*1: Vinyl-insulated round cable (flame-resistant), 6 dia. 2/3 conductors (conducting cross-sectional area: 0.5 mm<sup>2</sup>/insulator diameter: 1.9 mm Standard length: 2m Cable extension (through a single metal conduit): 200m max. *2: Operation indicator (red) and setting indicator (green).</p>	<p><b>E2EQ-X15X1</b></p>  <p>*1: Vinyl-insulated round cable (flame-resistant), 6 dia. 2/3 conductors (conducting cross-sectional area: 0.5 mm<sup>2</sup>/insulator diameter: 1.9 mm Standard length: 2m Cable extension (through a single metal conduit): 200m max. *2: Operation indicator (red) and setting indicator (green).</p>
<p>Standard</p>	
	<p><b>E2EQ-X3D1</b></p>  <p>*1: Vinyl-insulated round cable (flame-resistant), 6 dia., 2 conductors (conducting cross-sectional area: 0.5 mm<sup>2</sup>/insulator diameter: 1.9 mm Standard length: 2m Cable extension (through a single metal conduit): 200m max. *2: Operation indicator (red) and setting indicator (green).</p>
<p><b>E2EQ-X7D1</b></p>  <p>*1: Vinyl-insulated round cable (flame-resistant), 6 dia., 2 conductors (conducting cross-sectional area: 0.5 mm<sup>2</sup>/insulator diameter: 1.9 mm Standard length: 2m Cable extension (through a single metal conduit): 200m max. *2: Operation indicator (red) and setting indicator (green).</p>	<p><b>E2EQ-X10D1</b></p>  <p>*1: Vinyl-insulated round cable (flame-resistant), 6 dia., 2 conductors (conducting cross-sectional area: 0.5 mm<sup>2</sup>/insulator diameter: 1.9 mm Standard length: 2m Cable extension (through a single metal conduit): 200m max. *2: Operation indicator (red) and setting indicator (green).</p>

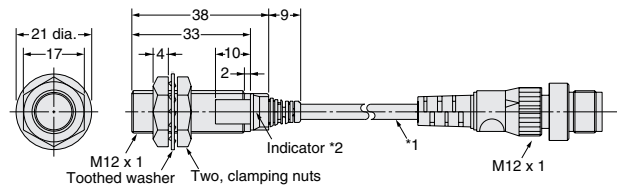
E2EQ

● Plug-in Models

Extended-distance type

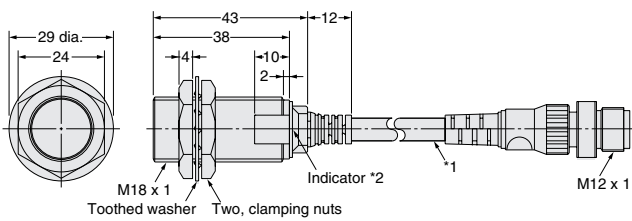


E2EQ-X4X1-M1J



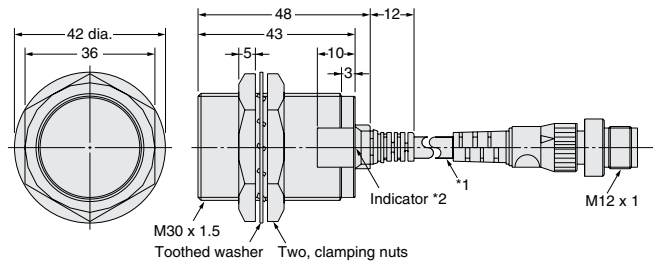
\*1: Vinyl-insulated round cable (flame-resistant), 4 dia. (Conducting cross-sectional area: 0.3 mm<sup>2</sup>; insulator diameter: 1.3 mm)  
Standard length: 300 mm  
\*2: Operation indicator (red) and setting indicator (green).

E2EQ-X8X1-M1J



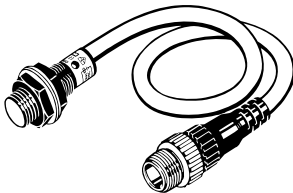
\*1: Vinyl-insulated round cable (flame-resistant), 5 dia. (Conducting cross-sectional area: 0.5 mm<sup>2</sup>; insulator diameter: 1.9 mm)  
Standard length: 300 mm  
\*2: Operation indicator (red) and setting indicator (green).

E2EQ-X15X1-M1J

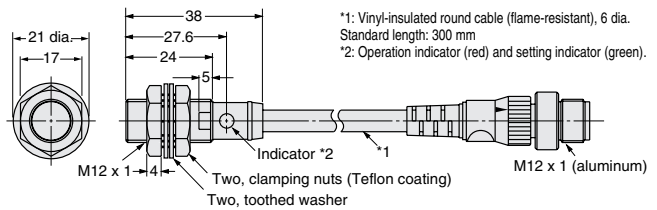


\*1: Vinyl-insulated round cable (flame-resistant), 5 dia. (Conducting cross-sectional area: 0.5 mm<sup>2</sup>; insulator diameter: 1.9 mm)  
Standard length: 300 mm  
\*2: Operation indicator (red) and setting indicator (green).

Standard

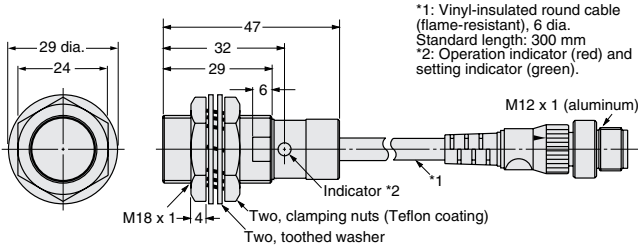


E2EQ-X3D1-M1GJ



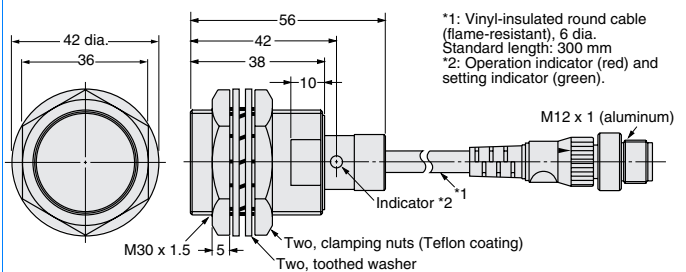
\*1: Vinyl-insulated round cable (flame-resistant), 6 dia. Standard length: 300 mm  
\*2: Operation indicator (red) and setting indicator (green).

E2EQ-X7D1-M1GJ



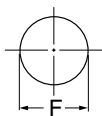
\*1: Vinyl-insulated round cable (flame-resistant), 6 dia. Standard length: 300 mm  
\*2: Operation indicator (red) and setting indicator (green).

E2EQ-X10D1-M1GJ



\*1: Vinyl-insulated round cable (flame-resistant), 6 dia. Standard length: 300 mm  
\*2: Operation indicator (red) and setting indicator (green).

Mounting Holes



Outer diameter	M12	M18	M30
F (mm)	12.5 dia. <sup>+0.5</sup>	18.5 dia. <sup>+0.5</sup>	30.5 dia. <sup>+0.5</sup>

ALL DIMENSIONS SHOWN ARE IN MILLIMETERS.

To convert millimeters into inches, multiply by 0.03937. To convert grams into ounces, multiply by 0.03527.